

SQUADRO wallwasher

recessed

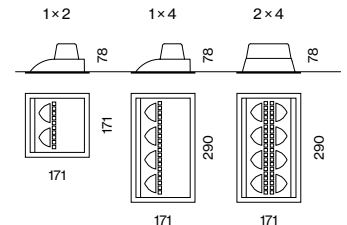
EN Recessed ceiling spotlight in die cast aluminium in 2 sizes, in different types (2 lamps, 4 lamps or 2 x 4 lamps) and with 2 types of light modules (for shelf floor washer and wall floor washer); with trim; surface powder coated; installation without tools using snap spring closure; aisle spotlight with special, multi-free-form, facet effect surface reflectors for high precision light control; precise shelf and aisle zone lighting, optimum longitudinal glare control for high viewing comfort in the aisle zone, adjustable light modules; COB (Chip on Board) technology for maximum efficiency; efficient LEDs with very good colour rendering; IP 40 protection glass available as an accessory

FR Spot encastré en alu moulé dans 2 tailles, en variantes différentes (à 2, à 4 ou 2 x 4 lampes) et avec deux modules lumineux différents (pour shelf floor washer et wall floor washer) ; avec bord continu ; surface thermolaquée ; montage sans outil avec fermeture par ressort à déclic ; Spot pour couloirs avec réflecteurs spéciaux multiples dotés d'une technologie à forme libre avec opt. à facettes pour un guidage très précis du flux lum. ; éclairage précis des étagères et des couloirs, anti-éblouissement longitudinal optimal pour un confort visuel élevé dans les couloirs, modules lumineux réglables ; Technologie COB pour efficacité max. ; LED efficaces à restitution de couleur élevée ; verre de prot. IP 40 comme accessoire

Quickinfo

3000K, 4000K
CRI ≥ 80, 3 SDCM
up to 134lm/W
L80 @ 50 000h
non DIM, DALI-2

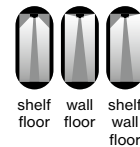
Types




Colours



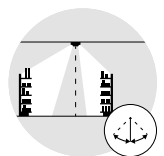
Light distributions



DiiA® standards
251, 252, 253



glare-free reflector
longitudinally &
transversely



+20° up to -15°
tiltable

Order options

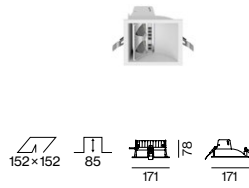
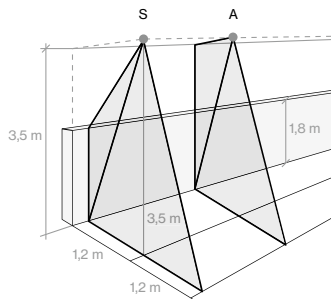
COLOUR TEMPERATURE	☐☐
3000K	5
4000K	6

CONTROL	⬆️⬆️
non DIM	1
DALI-2	3

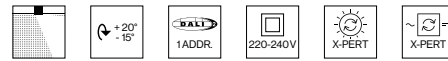
MATERIAL COLOUR	☑️
☐ traffic white RAL 9016	7
● jet black RAL 9005	8

REFLECTOR	▲
shelf floor washer	S
wall floor washer	A
1× shelf / 1× wall floor washer*	B

*only for 2×4 lamps

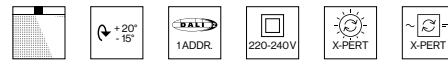
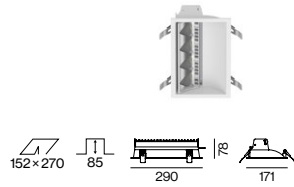


SQUADRO wallwasher trim



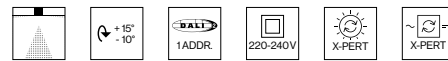
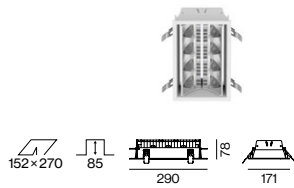
1×2 LAMPS SINGLE-SIDED

SYSTEM POWER	LUMINOUS FLUX	ORDER CODE
33W	3650lm	049-20111



1×4 LAMPS SINGLE-SIDED

SYSTEM POWER	LUMINOUS FLUX	ORDER CODE
51W	6490lm	049-20311



2×4 LAMPS DOUBLE-SIDED

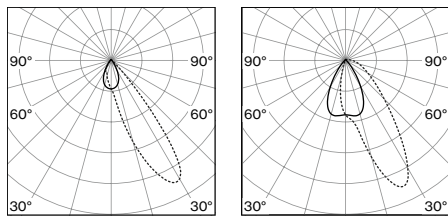
SYSTEM POWER	LUMINOUS FLUX	ORDER CODE
86W	2×5760lm	049-20401
101W	2×6495lm	049-20411

Optical accessories

IP 40 PROTECTION GLASS

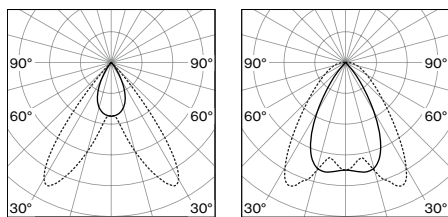
TYPE	ORDER CODE
1×2 lamps/single-sided	049-2910010
1×4 lamps/single-sided	049-2930010
2×4 lamps/double-sided	049-2940010

Light distributions



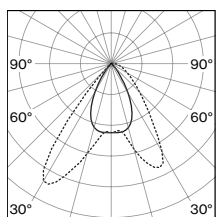
1×4 lamps shelf floor washer

1×4 lamps wall floor washer



2×4 lamps shelf floor washer

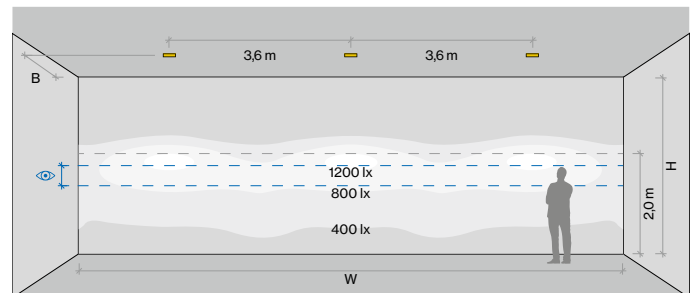
2×4 lamps wall floor washer



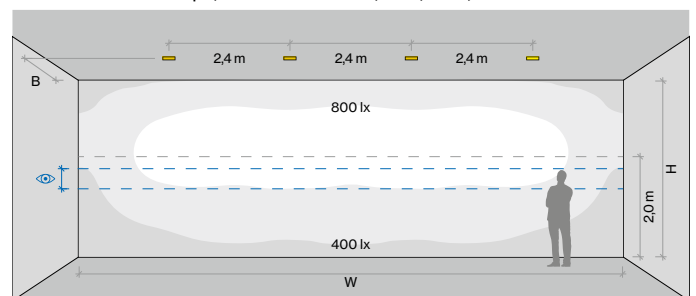
2×4 lamps 1× shelf / 1× wall floor washer

Technical data

SQUADRO 1×4 lamps, shelf wall washer, trim, 51W, 3000K



SQUADRO 1×4 lamps, wall floor washer, trim, 51W, 3000K



ROOM VALUES		CALCULATION SURFACE	
Wall dimensions	H = 3.5 m W = 10.8 m	Surface dimensions	10.8 × 3.5 m
Distance to wall	B = 1.3 m	Surface height	0 – 3.5 m
Aisle width	2.6 m		
Reflection factor	0.7 0.7 0.2	Eye level	1.35 m – 1.75 m
Maintenance factor	0.9		

LUMINOUS FLUX value calculated for 4000K (3000K -5%), colour white, wall floor washer